

(3) 事務所別比較

税 目	事務所名	予 算 額	調 定 額 (A)			取 入 済 額 (B)			不納欠損額
			現年課税分	滞納繰越分	計	現年課税分	滞納繰越分	計	
法 人 県 民 税	奈 良	3,827,000,000	3,792,028,600	34,112,150	3,789,910,662	3,778,314,106	9,935,935	3,788,250,041	1,660,621
	高 田	619,000,000	635,442,300	4,713,040	633,591,776	632,498,760	710,153	633,208,913	382,863
	桜 井	189,000,000	209,699,100	890,555	209,245,796	208,938,579	163,717	209,102,296	143,500
	吉 野	54,000,000	54,238,600	1,095,921	54,256,100	54,165,100	21,000	54,186,100	70,000
	計	4,689,000,000	4,691,408,600	40,811,666	4,687,004,334	4,673,916,545	10,830,805	4,684,747,350	2,256,984
個 人 県 民 税	奈 良	30,569,000,000	30,835,581,434	1,501,934,237	30,665,261,135	30,203,739,442	352,685,460	30,556,424,902	108,836,233
	高 田	16,420,000,000	16,663,637,214	840,102,564	16,584,855,957	16,298,243,524	227,585,342	16,525,828,866	59,027,091
	桜 井	4,593,000,000	4,587,886,981	219,568,721	4,531,334,330	4,464,451,492	52,487,747	4,516,939,239	14,395,091
	吉 野	1,250,000,000	1,243,030,726	55,177,364	1,234,470,232	1,214,522,167	19,001,989	1,233,524,156	946,076
	計	52,832,000,000	53,330,136,355	2,616,782,886	53,015,921,654	52,180,956,625	651,760,538	52,832,717,163	183,204,491
利子割県民税	奈 良	1,900,000,000	1,925,913,121	0	1,925,913,121	1,925,913,121	0	1,925,913,121	0
配当割県民税	奈 良	1,092,000,000	1,128,046,159	0	1,128,046,159	1,128,046,159	0	1,128,046,159	0
株式譲渡所得県民税	奈 良	366,000,000	365,324,168	0	365,324,168	365,324,168	0	365,324,168	0
法 人 事 業 税	奈 良	19,249,000,000	19,214,508,700	95,874,114	19,206,088,506	19,178,824,192	26,640,139	19,205,464,331	624,175
	高 田	2,556,000,000	2,563,197,800	11,491,122	2,557,369,200	2,555,537,600	1,277,300	2,556,814,900	554,300
	桜 井	827,000,000	905,005,100	796,880	903,219,180	902,417,400	601,080	903,018,480	200,700
	吉 野	140,000,000	142,175,700	3,723,466	142,175,700	142,175,700	0	142,175,700	0
	計	22,772,000,000	22,824,887,300	111,885,582	22,808,852,586	22,778,954,892	28,518,519	22,807,473,411	1,379,175
個 人 事 業 税	奈 良	806,500,000	823,416,700	92,848,813	823,208,964	801,758,080	16,662,648	818,420,728	4,788,236
	高 田	496,000,000	456,038,900	10,236,310	457,240,635	452,847,700	4,155,709	457,003,409	237,226
	桜 井	128,000,000	130,448,600	3,083,908	131,442,232	129,979,113	691,140	130,670,258	771,974
	吉 野	52,500,000	64,711,500	1,640,105	65,383,987	64,651,500	594,087	65,245,587	138,400
	計	1,483,000,000	1,474,615,700	107,809,136	1,477,275,818	1,449,236,398	22,103,584	1,471,339,982	5,935,836
不 動 産 取 得 税	奈 良	1,367,000,000	1,455,498,000	549,326,371	1,502,492,362	1,341,885,758	146,918,524	1,488,804,282	13,688,080
	高 田	804,000,000	870,141,600	244,514,950	851,251,239	788,872,066	46,899,655	835,771,721	15,479,518
	桜 井	184,000,000	205,957,300	34,655,804	197,449,041	188,266,102	7,554,515	195,820,617	1,628,424
	吉 野	70,000,000	82,362,900	5,772,047	82,004,939	79,883,600	340,694	80,224,294	1,780,645
	計	2,425,000,000	2,613,959,800	834,269,172	2,633,197,581	2,398,907,526	201,713,388	2,600,620,914	32,576,667
ゴルフ場利用税	桜 井	1,100,000,000	1,097,752,064	0	1,097,752,064	1,097,752,064	0	1,097,752,064	0
自 動 車 税	奈 良	8,682,000,000	8,699,561,971	454,536,846	8,723,244,876	8,553,363,412	116,894,684	8,670,258,096	52,986,780
	奈 自	619,000,000	620,735,200	0	620,735,200	620,735,200	0	620,735,200	0
	高 田	5,878,000,000	5,607,845,100	331,741,036	5,612,778,281	5,497,722,041	85,991,073	5,583,713,114	29,065,167
	桜 井	1,890,000,000	1,882,387,826	110,521,731	1,882,769,442	1,843,612,230	26,888,322	1,870,500,552	12,268,890
	吉 野	717,000,000	707,367,400	38,267,790	711,567,716	694,028,002	15,586,453	709,614,455	1,953,261
計	17,486,000,000	17,517,897,497	935,067,403	17,551,095,515	17,209,460,885	245,360,532	17,454,821,417	96,274,098	
鉦 区 税	奈 良	130,000	95,000	0	17,551,095,515	95,000	0	95,000	0
	高 田	0	0	0	0	0	0	0	0
	桜 井	190,000	134,700	0	134,700	134,700	0	134,700	0
	吉 野	680,000	763,200	0	763,200	763,200	0	763,200	0
	計	1,000,000	992,900	0	992,900	992,900	0	992,900	0
自動車取得税	奈 自	3,665,000,000	3,692,590,700	0	3,692,590,700	3,692,590,700	0	3,692,590,700	0
軽 油 引 取 税	奈 良	4,391,000,000	4,411,312,973	168,473,700	4,559,752,260	4,393,418,247	34,436,838	4,427,855,085	131,897,175
	高 田	842,000,000	795,043,608	100,277,857	797,307,108	795,043,608	2,263,500	797,307,108	0
	桜 井	402,000,000	372,619,494	117,751,337	389,191,989	372,619,494	16,572,495	389,191,989	0
	吉 野	100,000,000	65,411,506	0	65,411,506	65,411,506	0	65,411,506	0
	計	5,735,000,000	5,644,387,581	386,502,894	5,811,662,863	5,626,492,855	53,272,833	5,679,765,688	131,897,175
産業廃棄物税	桜 井	160,000,000	176,112,111	0	176,112,111	176,112,111	0	176,112,111	0
特別地方消費税	奈 良	1,000,000	0	2,099,460	1,099,231	0	0	0	1,099,231
県 税 別 合 計	奈 良	72,250,630,000	72,651,286,826	2,899,205,691	90,241,436,959	71,670,681,685	704,174,228	72,374,855,913	315,580,531
	奈 自	4,284,000,000	4,313,325,900	0	4,313,325,900	4,313,325,900	0	4,313,325,900	0
	高 田	27,315,000,000	27,591,346,522	1,543,076,879	27,494,394,196	27,020,765,299	368,882,732	27,389,648,031	104,746,165
	桜 井	9,473,190,000	9,568,003,276	487,268,936	9,518,650,885	9,384,283,290	104,959,016	9,489,242,306	29,408,579
	吉 野	2,384,180,000	2,360,061,532	105,676,693	2,356,033,380	2,315,600,775	35,544,223	2,351,144,998	4,888,382
計	115,707,000,000	116,484,024,056	5,035,228,199	133,923,841,320	114,704,656,949	1,213,560,199	115,918,217,148	454,623,657	

(つづき)


(単位：円)

事務所別主要税目収入構成割合

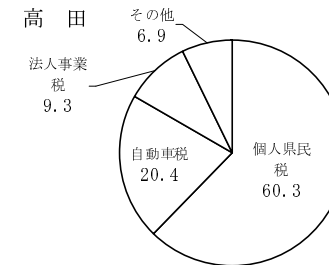
(単位：%)

税目	事務所名	収入未済額			収入歩合(B/A) %		
		現年課税分	滞納繰越分	計	現年	滞繰	計
法人県民税	奈良	13,685,380	22,544,708	36,230,088	99.6%	29.1%	99.96%
	高田	2,943,540	3,620,024	6,563,564	99.5%	15.1%	99.94%
	桜井	697,321	646,538	1,343,859	99.6%	18.4%	99.93%
	吉野	73,500	1,004,921	1,078,421	99.9%	1.9%	99.87%
	計	17,399,741	27,816,191	45,215,932	99.6%	26.5%	99.95%
個人県民税	奈良	631,841,992	1,040,412,544	1,672,254,536	98.0%	23.5%	99.65%
	高田	365,393,690	553,490,131	918,883,821	97.8%	27.1%	99.64%
	桜井	123,435,489	152,685,883	276,121,372	97.3%	23.9%	99.68%
	吉野	28,508,559	35,229,299	63,737,858	97.7%	34.4%	99.92%
	計	1,149,179,730	1,781,817,857	2,930,997,587	97.8%	24.9%	99.65%
利子割県民税	奈良	0	0	0	100.0%	-	100.00%
配当割県民税	奈良	0	0	0	100.0%	-	100.00%
株式譲渡所得県民税	奈良	0	0	0	100.0%	-	100.00%
法人事業税	奈良	35,684,508	68,609,800	104,294,308	99.8%	27.8%	100.00%
	高田	7,660,200	9,659,522	17,319,722	99.7%	11.1%	99.98%
	桜井	2,387,000	195,800	2,582,800	99.7%	75.4%	99.98%
	吉野	0	3,723,466	3,723,466	100.0%	-	100.00%
	計	45,731,708	82,188,588	127,920,296	99.8%	25.5%	99.99%
個人事業税	奈良	21,658,620	71,397,929	93,056,549	97.4%	17.9%	99.42%
	高田	3,191,200	5,843,375	9,034,575	99.3%	40.6%	99.95%
	桜井	469,482	1,620,794	2,090,276	99.6%	22.4%	99.41%
	吉野	60,000	907,618	967,618	99.9%	36.2%	99.79%
	計	25,379,302	79,769,716	105,149,018	98.3%	20.5%	99.60%
不動産取得税	奈良	113,494,442	388,837,567	502,332,009	92.2%	26.7%	99.09%
	高田	81,269,534	182,135,777	263,405,311	90.7%	19.2%	98.18%
	桜井	17,562,498	25,601,565	43,164,063	91.4%	21.8%	99.18%
	吉野	2,479,300	3,650,708	6,130,008	97.0%	5.9%	97.83%
	計	214,805,774	600,225,617	815,031,391	91.8%	24.2%	98.76%
ゴルフ場利用税	桜井	0	0	0	100.0%	-	100.00%
自動車税	奈良	146,198,559	284,655,382	430,853,941	98.3%	25.7%	99.39%
	高田	0	0	0	100.0%	-	100.00%
	桜井	110,123,059	216,684,796	326,807,855	98.0%	25.9%	99.48%
	吉野	38,753,128	71,386,987	110,140,115	97.9%	24.3%	99.35%
	計	308,414,144	593,455,241	901,869,385	98.2%	26.2%	99.45%
鉦区税	奈良	0	0	0	100.0%	-	0.00%
	高田	0	0	0	-	-	-
	桜井	0	0	0	100.0%	-	100.00%
	吉野	0	0	0	100.0%	-	100.00%
	計	0	0	0	100.0%	-	100.00%
自動車取得税	奈良	0	0	0	100.0%	-	100.00%
軽油引取税	奈良	17,894,726	2,139,687	20,034,413	99.6%	20.4%	97.11%
	高田	0	98,014,357	98,014,357	100.0%	2.3%	100.00%
	桜井	0	101,178,842	101,178,842	100.0%	14.1%	100.00%
	吉野	0	0	0	100.0%	-	100.00%
	計	17,894,726	201,332,886	219,227,612	99.7%	13.8%	97.73%
産業廃棄物税	桜井	0	0	0	100.0%	-	100.00%
特別地方消費税	奈良	0	1,000,229	1,000,229	-	-	0.00%
県税別合計	奈良	980,458,227	1,879,597,846	2,860,056,073	98.7%	24.3%	80.20%
	高田	0	0	0	100.0%	-	100.00%
	桜井	570,581,223	1,069,447,982	1,640,029,205	97.9%	23.9%	99.62%
	吉野	183,304,918	353,316,409	536,621,327	98.1%	21.5%	99.69%
	計	1,778,805,125	3,367,606,325	5,146,411,450	98.5%	24.1%	86.56%

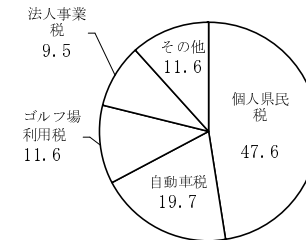
奈良



高田



桜井



吉野

